

# Reading Strategies

---



# Letters and Sounds

## 40 phonemes

## Graphemes/Letter Strings


s sat	t tap	p pan	n nose	m mat	a ant	e egg	i ink	o otter
g goat	d dog	ck click	r run	h hat	u up	ai rain	ee knee	igh light
b bus	f farm	l lolly	j jam	v van	oa boat	oo cook	oo boot	ar star
w wish	x axe	y yell	z zap	qu quill	or fork	ur burn	ow now	oi boil
ch chin	sh ship	th think	th the	ng sing	ear near	air stair	ure sure	er writer

- <https://www.readwithphonics.com/parents-phonics-guide>

Are there certain sounds your child needs to practise?


# Reading Time

Set aside a regular time for reading in your family. As little as 10 minutes of free reading a day can help improve your child's skills and habits.





# Book Cover- **WDIKA**

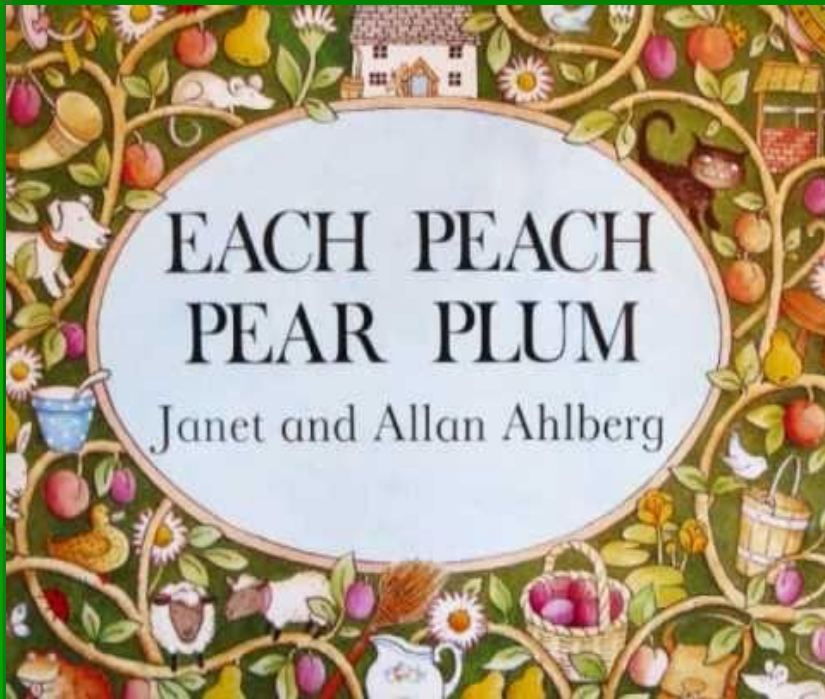
- Talk about the cover and read the title before you start reading a new book.
- This encourages interest and excitement. Ask your child if they think they may have read a similar book.



# Picture Books


- Look through the book, noticing interesting pictures and words, then read the opening together.





**Don't correct too quickly. If your child makes an error suggest having another go, searching the pictures for a clue, sounding out the first letter or reading on before you 'tell' the problem word**


# Punctuation Game



Check that your child  
pauses between  
sentences.

# Expression

- Reading aloud  
“Oh No,” she cried.  
“What happened?”






# Indicate punctuation

Clicking fingers

Tap pencil

Feet

Clap



# Read Aloud and make connections

- What do you know?
- What questions would you like to ask?
- What do you think is going to happen?

One night Burglar Bill is working in a little street behind the police station.

When he comes to the first house he climbs in through the bathroom window and shines his torch around.

'That's a nice toothbrush,' says Burglar Bill. 'I'll have that!' And he puts it into his sack.

When he comes to the second house he climbs in through the kitchen window and shines his torch around.

'That's a nice tin of beans,' says Burglar Bill. 'I'll have that!' And he puts it into his sack.

When he comes to the third house he climbs in through the bedroom window and shines his torch around.

'That's a nice hat and coat and pair of trousers and socks and shoes,' says Burglar Bill. 'I'll have them!' And he puts them into his sack.

# Visualise

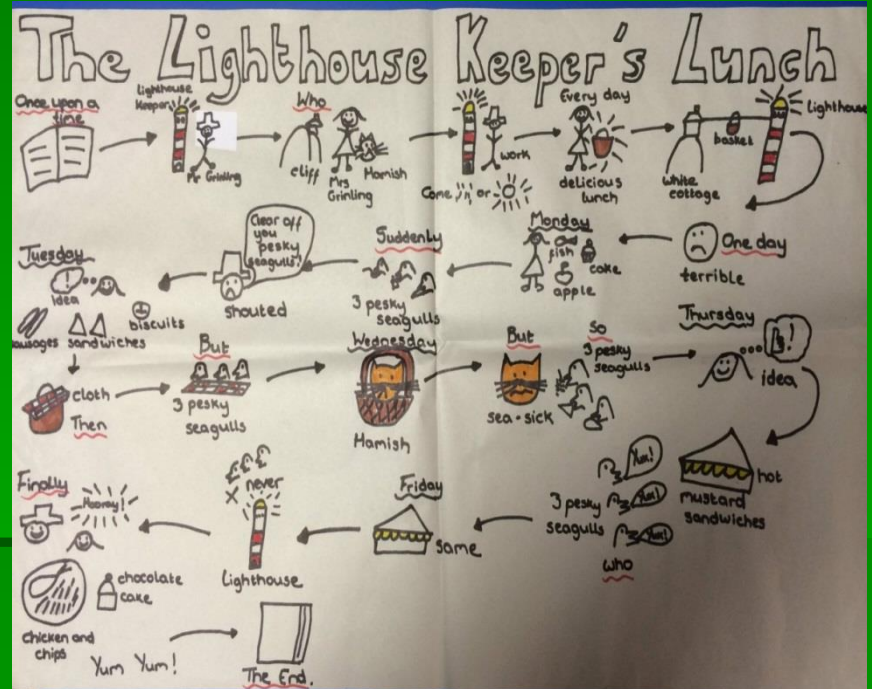
## Draw what you read.

- In order to draw, you need to understand what you have read!




# Story Map

- Breakdown the text
- What is going on?
- Keep adding to it!
- Raise questions



# Summarise


- The book is about....
- In this chapter.....
- The first half of the book...



# Skimming and scanning

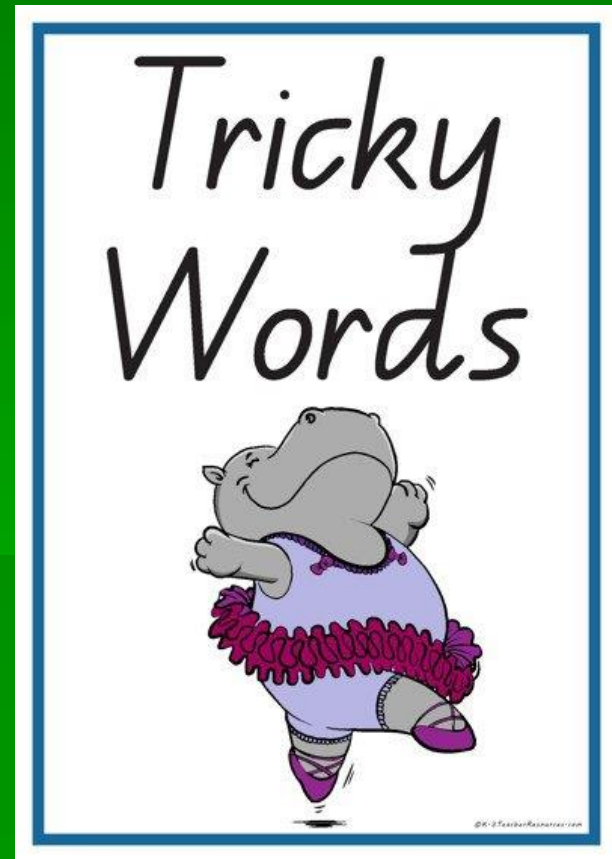
Read out a word from the text and ask your child to locate it.

Ask a question and encourage your child to find the answer in the text.




# New Words

- Make a note of new or difficult words and look up in dictionary.
- Use the words in different sentences to ensure that they have fully understood the meaning of the word.



# Learning to pronounce words



- Listen to stories on CDs. This helps improve pronunciation.
- Look up pronunciation on Youtube



# Children need to be exposed to and understand synonyms in context of the text type.

ancient

wrinkled

worn

old

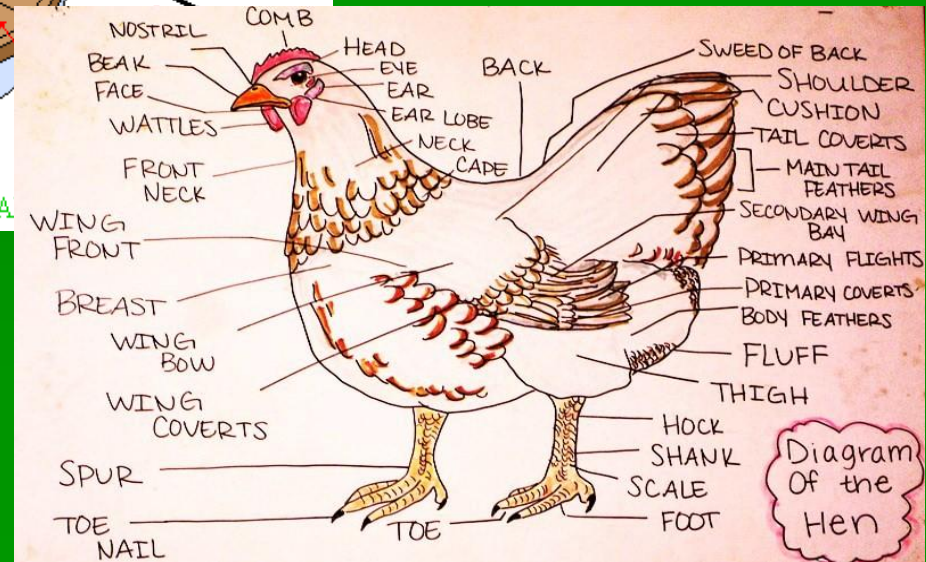
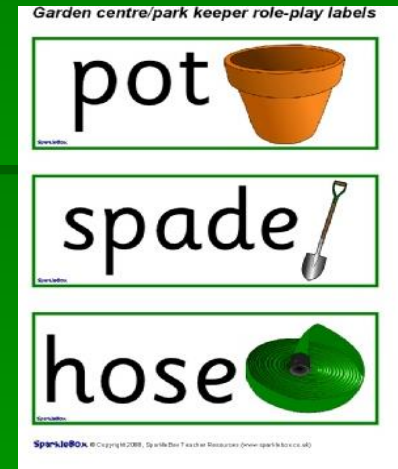
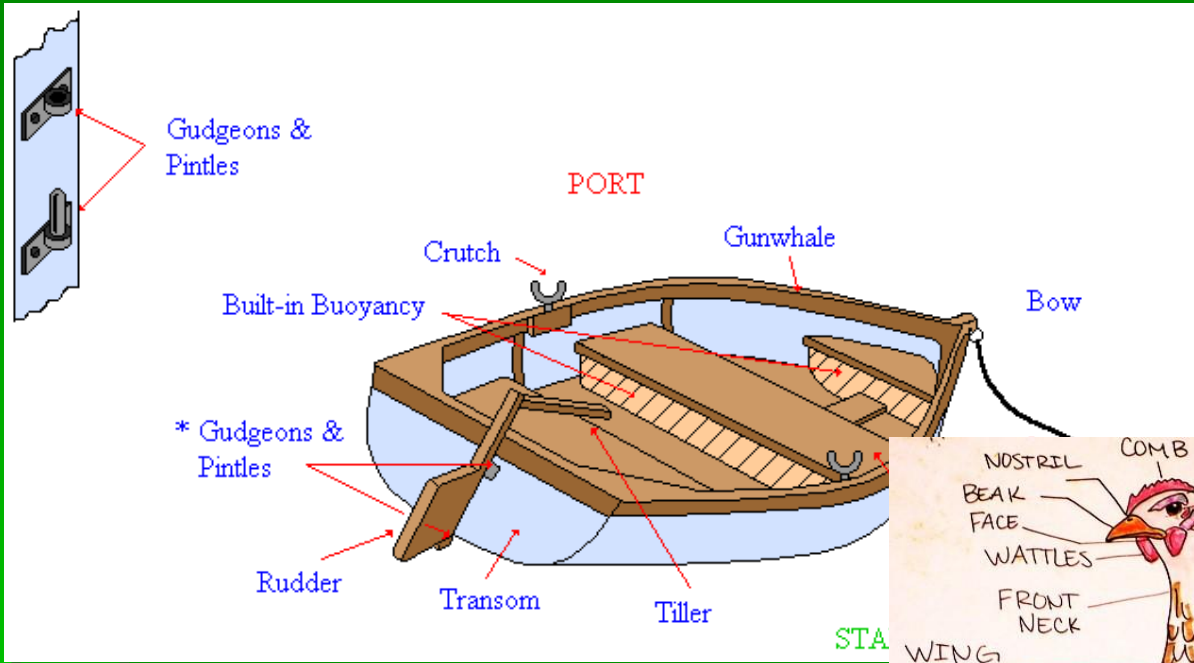
wornout

raddled


antique

motheaten

# Label pictures to learn and develop new vocabulary




# Literal Questions



- Where does the story take place?
- When did the story take place?
- What did he/she look like?
- Where did he/she live?
- Who are the key characters in the book?
- What happened in the story?
- Read the part that tells me.....
- *Which is your favourite part? Why? Which bit of the text shows this?*
- *Predict what you think is going to happen next. Why do you think this?*

# Questions

Asking  
questions  
instead of  
raising  
questions



# Book Review

- Were you surprised by the ending?
- How did you think it would end/should have ended?

**Book Review**

Book review by: \_\_\_\_\_

Title: \_\_\_\_\_

Author: \_\_\_\_\_

Non fiction  Fiction

What is the book about?

\_\_\_\_\_

\_\_\_\_\_

\_\_\_\_\_

Who would this book be suitable for? Age/interests

**Age:** 4 5 6 7 8 9 10 11 12

**Interest:**

Sport	Animals	History	Stories	Countries
Poetry	Cooking	Funny	Sad	For Boys
For Girls	Toys	Activities	Pictures	Other


Would you/would you not recommend the book? Why?

Would recommend   
Would not recommend

Why? \_\_\_\_\_

Rating: ☆☆☆☆☆

**Book Illustration**



# Ways to support child at home

- <https://www.booktrust.org.uk/books-and-reading/tips-and-advice/reading-tips/>
- <https://www.bbc.co.uk/bitesize/articles/zbxby9q>
- <https://home.oxfordowl.co.uk/reading/common-reading-issues/struggling-readers/>
- <https://www.readwithphonics.com/parents-phonics-guide>

-